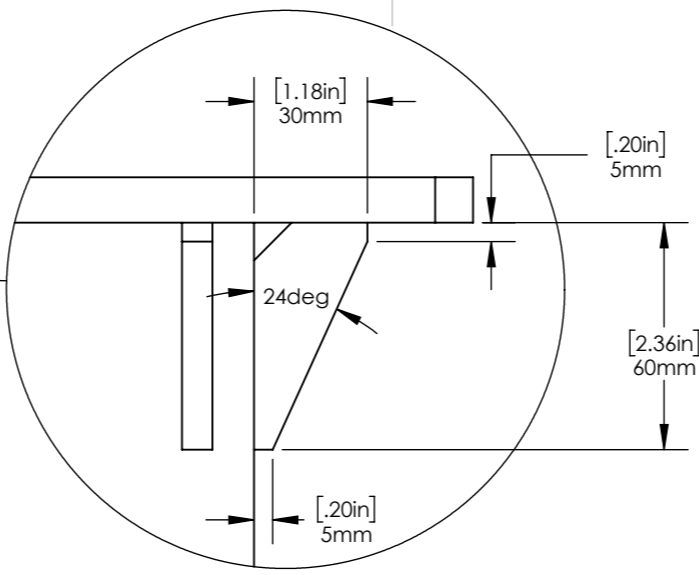
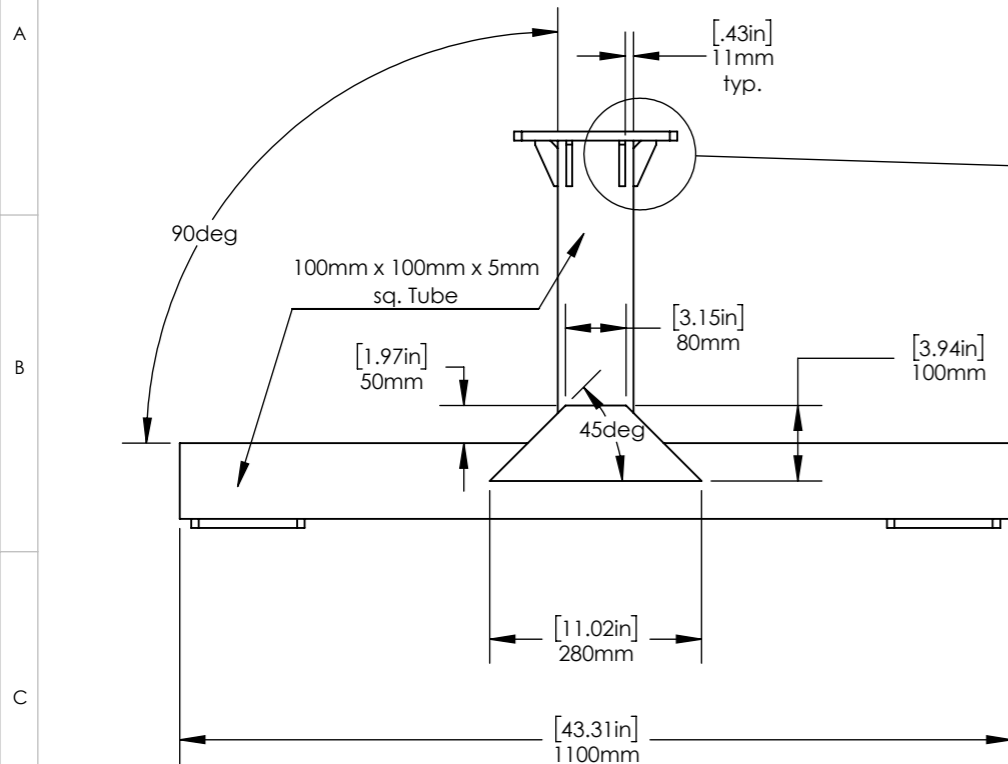
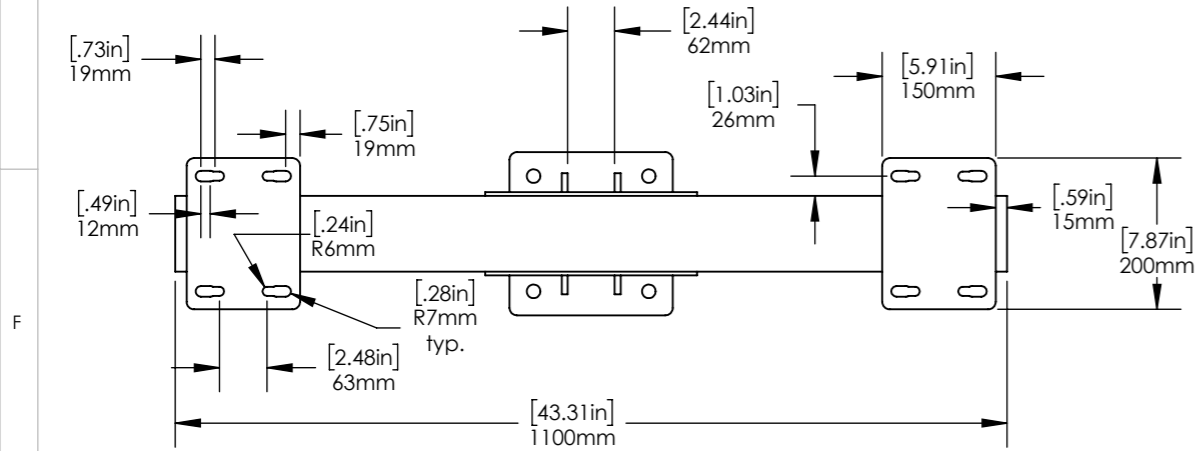
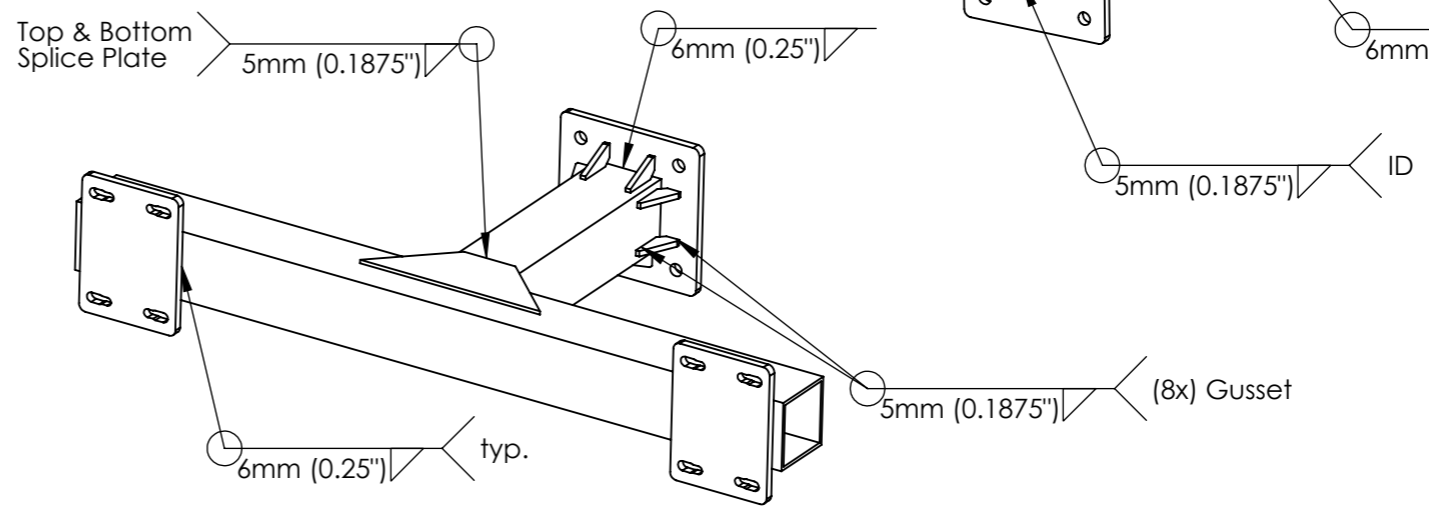
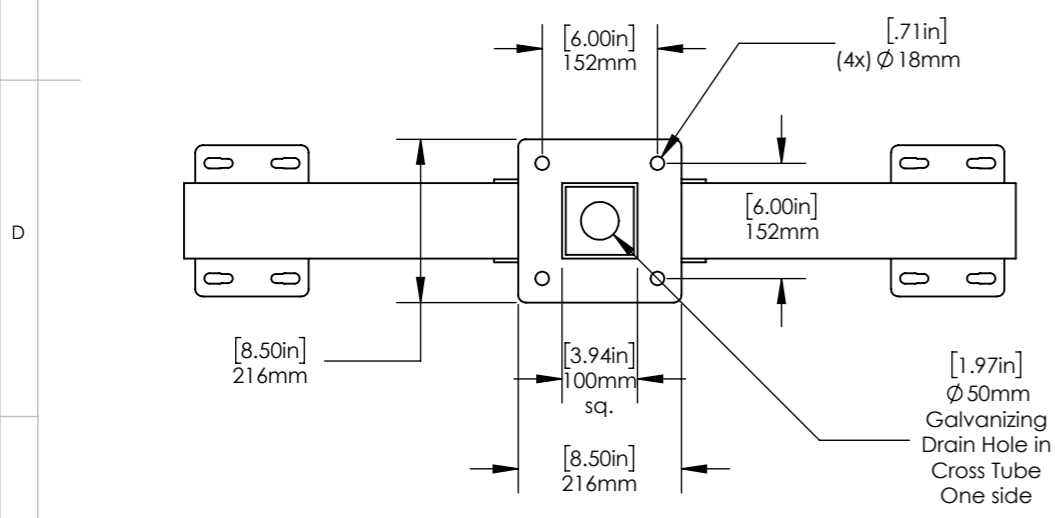
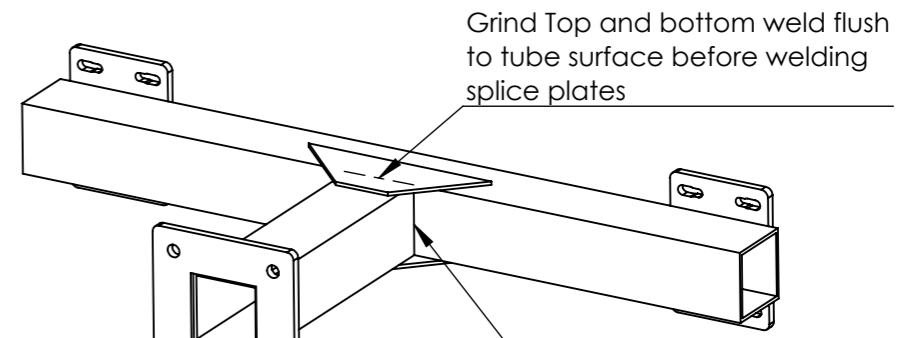
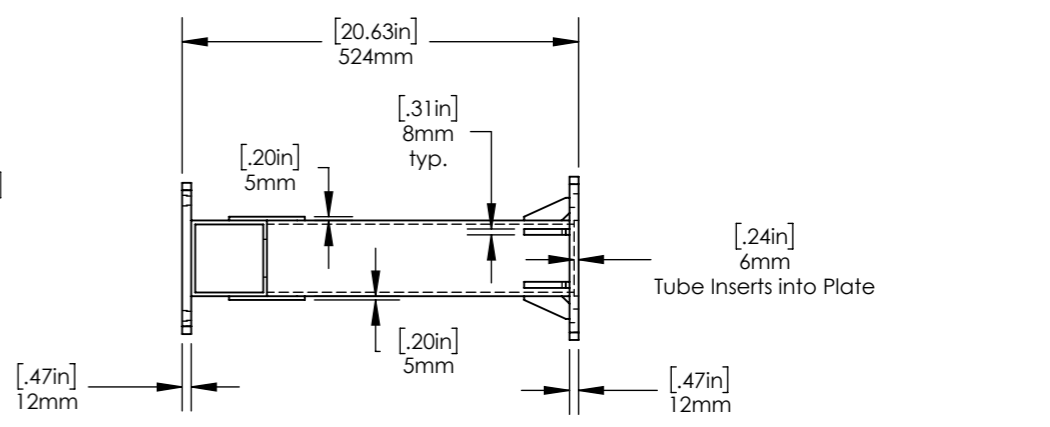


Proprietary rights are included in the information disclosed herein. This information is submitted in confidence and neither the document nor the information disclosed here in shall be reproduced or transferred to other documents for manufacturing or for any other purpose except as specifically authorized in writing by ARE Telecom, Broadband & Wind.

REVISIONS			
REV.	DESCRIPTION	DATE	APPROVED
A	initial release	2/23/21	MGC
B			
C			



DETAIL A
(8x) GUSSET



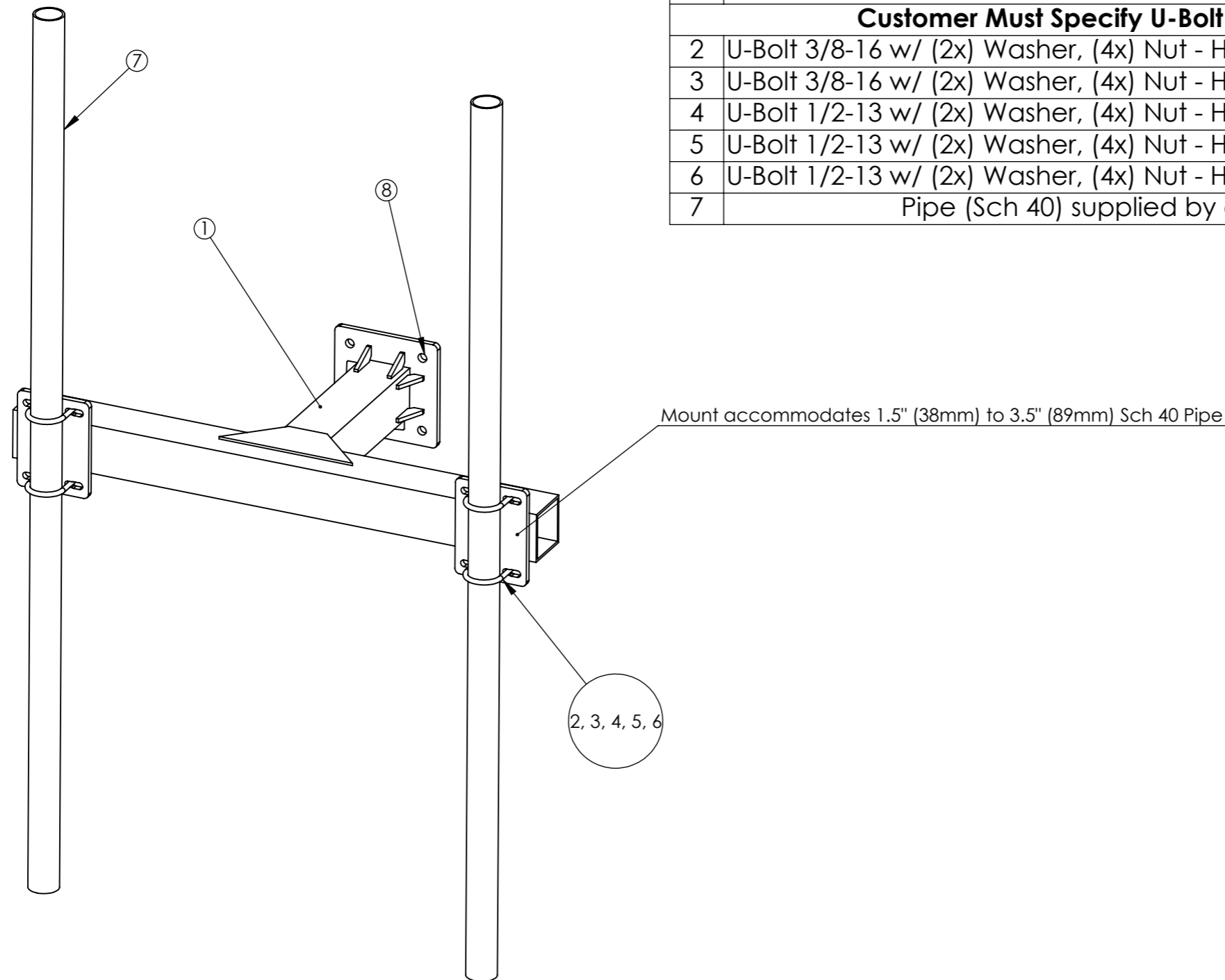
- Notes:**
- All plate material shall have a minimum yield strength of 355 MPa (50 ksi)
 - Tube shall be Q355 (ASTM A500 Gr B) or equivalent
 - All welding shall conform to the minimum requirements of AWS D1.1
 - All welding shall be done by welders qualified under AWS specifications, using E70XX, low hydrogen electrodes
 - All components shall Hot Dip Galvanized in accordance with ASTM A123
 - Debur all sharp edges

CAD-generated drawing do not manually update				1041 Grand Ave., #213 St. Paul, MN 55105 (651) 330-1263 www.aretelcom.com	
Total Weight 33.5kg (74lb) Does not include fasteners	APPROVALS	DATE	T-Arm Standoff (20") CAD file : Details and dimensions not shown on this drawing can be found in CAD file.		
MATERIAL See Notes	DRAWN MGC	2/23/21			
FINISH See Notes	CHECKED				
DO NOT SCALE DRAWING	RESP ENG		scale NA rev. A size NA sheet 1 of 2		
	MFG ENG				
	QUAL ENG				

Proprietary rights are included in the information disclosed herein. This information is submitted in confidence and neither the document nor the information disclosed here in shall be reproduced or transferred to other documents for manufacturing or for any other purpose except as specifically authorized in writing by ARE Telecom, Broadband & Wind.

20" (524mm) T-Arm Standoff Bill of Materials

#	Description	Qty	Weight ea. kg/ (lb)
1	T-Arm Standoff	1	33.5/ 74
Customer Must Specify U-Bolt (1.5" to 3.5" Schedule 40 Pipe)			
2	U-Bolt 3/8-16 w/ (2x) Washer, (4x) Nut - HDG (1.5" sch. 40 Pipe)	4	
3	U-Bolt 3/8-16 w/ (2x) Washer, (4x) Nut - HDG (2" sch. 40 Pipe)	4	
4	U-Bolt 1/2-13 w/ (2x) Washer, (4x) Nut - HDG (2.5" sch. 40 Pipe)	4	
5	U-Bolt 1/2-13 w/ (2x) Washer, (4x) Nut - HDG (3" sch. 40 Pipe)	4	
6	U-Bolt 1/2-13 w/ (2x) Washer, (4x) Nut - HDG (3.5" sch. 40 Pipe)	4	
7	Pipe (Sch 40) supplied by customer		



T-Arm Mounting Bolts, Nuts & Washers (other equivalent grades acceptable)

#	Unit	Bolt Size	Length	Width Across Flats	Thread Length	Grade	Coating	Nut Qty.	Washer Qty.	Bolt Qty.
8	Metric	M16x2	65mm	24mm	Full Thread	8.8	Hot Dip Galv.	8	8	4
8	Imperial	5/8-11	2-1/2"	15/16"	Full Thread	A325	Hot Dip Galv.	8	8	4


 1041 Grand Ave., #213
 St. Paul, MN 55105
 (651) 330-1263
 www.aretelcom.com

T-Arm Standoff 20" BOM

Part # 

scale NA rev. A size NA sheet 2 of 2