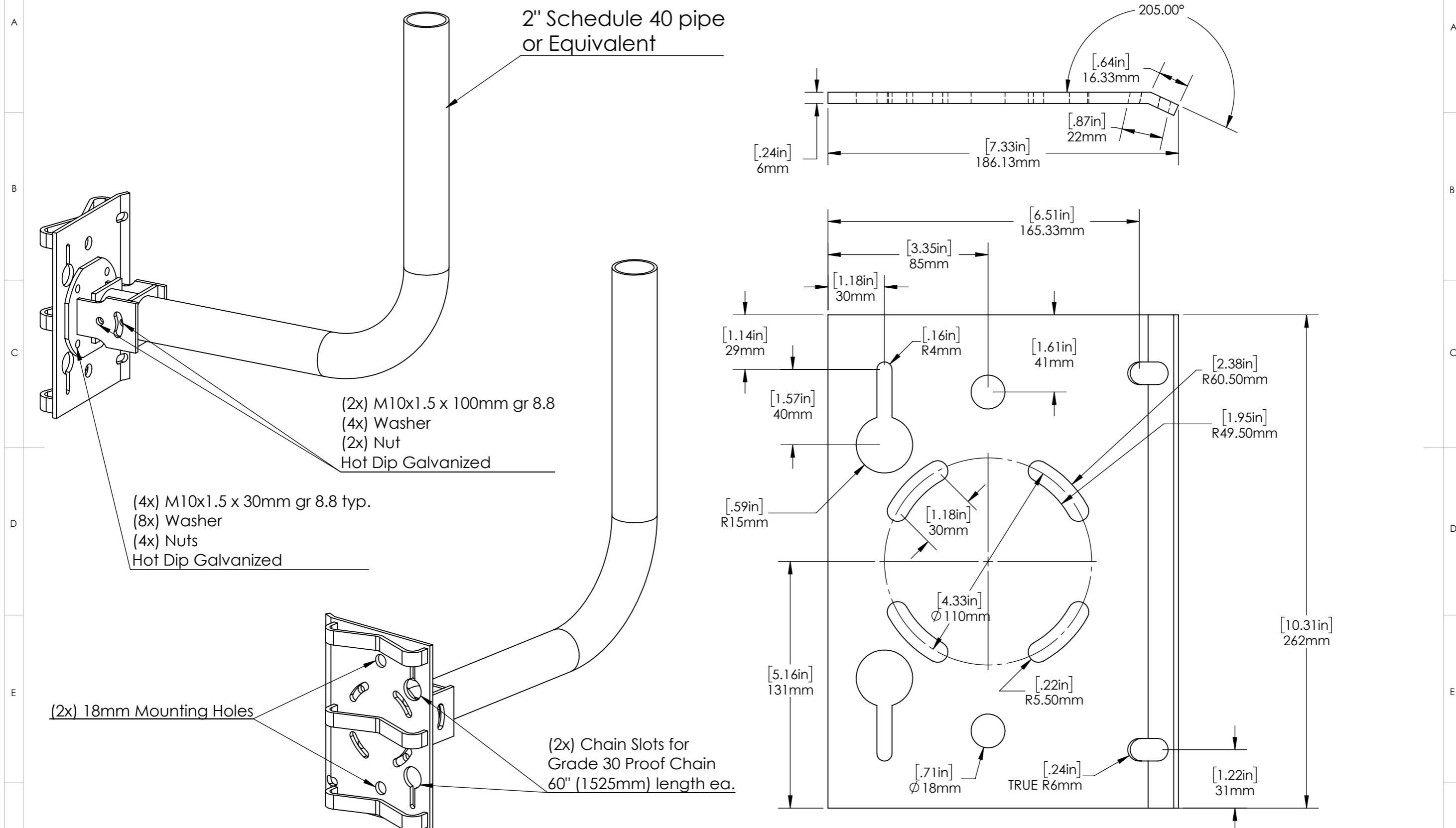


Proprietary rights are included in the information disclosed herein. This information is submitted in confidence and neither the document nor the information disclosed herein shall be reproduced or transferred to other documents for manufacturing or for any other purpose except as specifically authorized in writing by ARE Telecom & Wind.

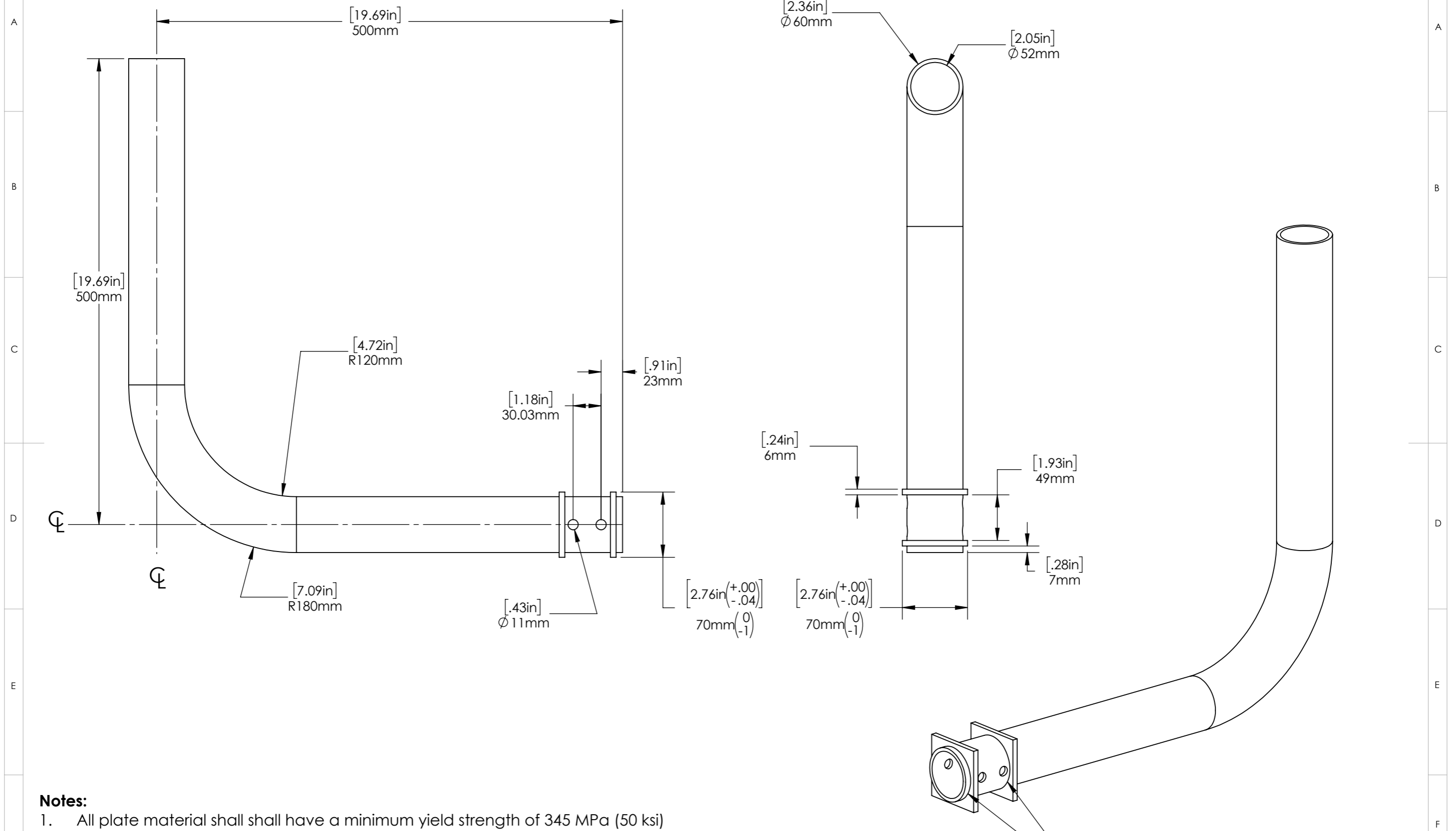
REVISIONS			
REV.	DESCRIPTION	DATE	APPROVED
A	initial release	6/25/18	MGC
A-2	Added BOM	7/14/18	MGC



- Notes:**
1. All plate material shall have a minimum yield strength of 345 MPa (50 ksi)
 2. Pipe or Tube shall have a minimum yield strength of 345 MPa (50ksi)
 3. All welding shall conform to the minimum requirements of AWS D1.1
 4. All welding shall be done by welders qualified under AWS specifications, using E80XX, low hydrogen electrodes
 5. Adaptor shall be Hot Dip Galvanized in accordance with ASTM A123
 6. Deburr all sharp edges

CAD-generated drawing do not manually update		ARE Telecom & Wind 1043 Grand Avenue, # 213 St. Paul, MN 55105 (651) 330-1263	
Weight 9.5 kg (21 lbs)		APPROVALS DRAWN MGC CHECKED RESP ENG MFG ENG QUAL ENG	DATE 6/25/18
Antenna Mount		CAD file : Details and dimensions not shown on this drawing can be found in CAD file	
DO NOT SCALE DRAWING		scale NA	rev. A-2 size NA 1 of 5

Proprietary rights are included in the information disclosed herein. This information is submitted in confidence and neither the document nor the information disclosed herein shall be reproduced or transferred to other documents for manufacturing or for any other purpose except as specifically authorized in writing by ARE Telecom & Wind.

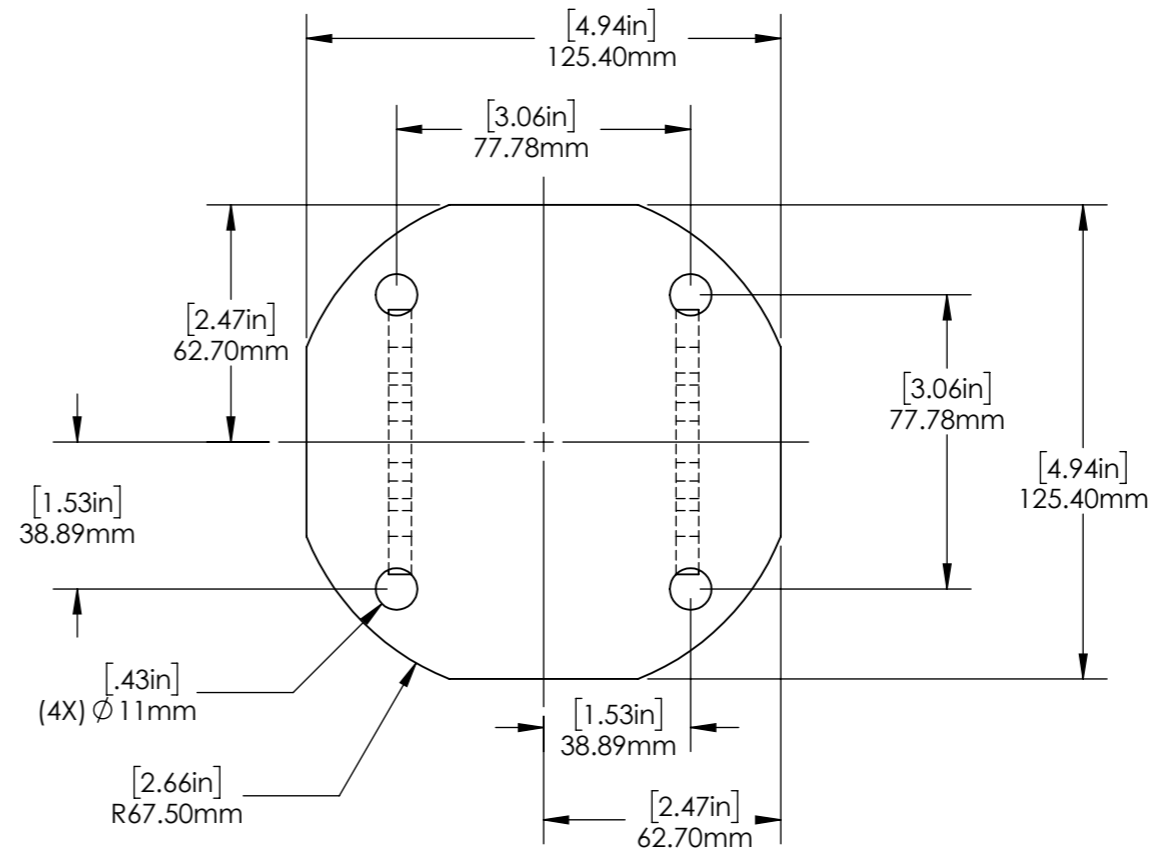
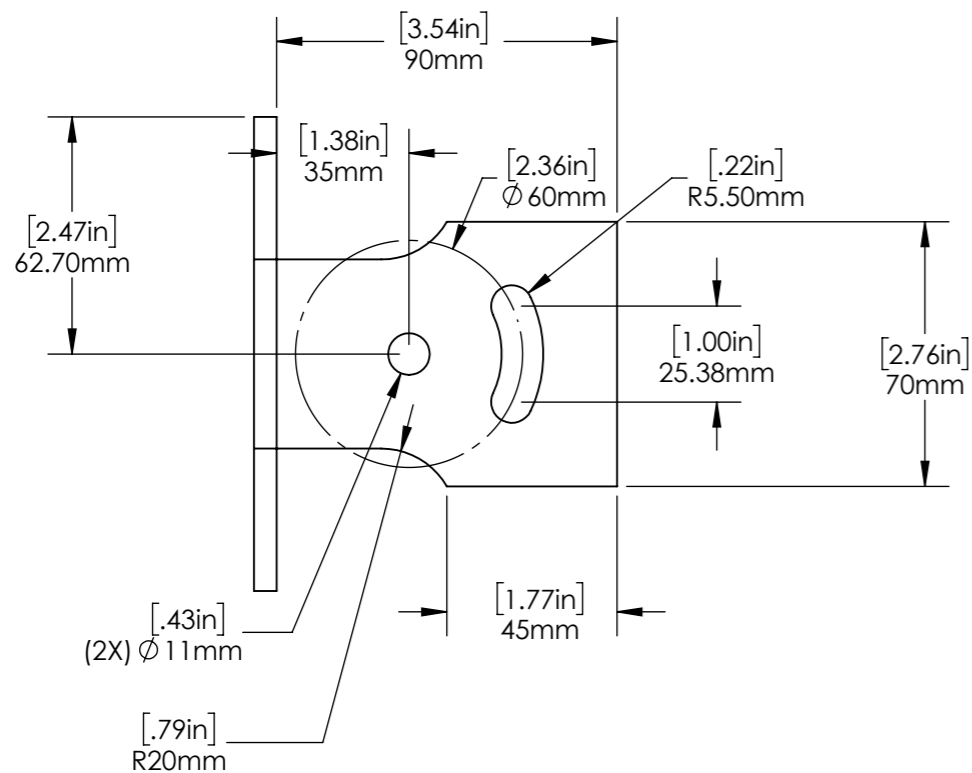
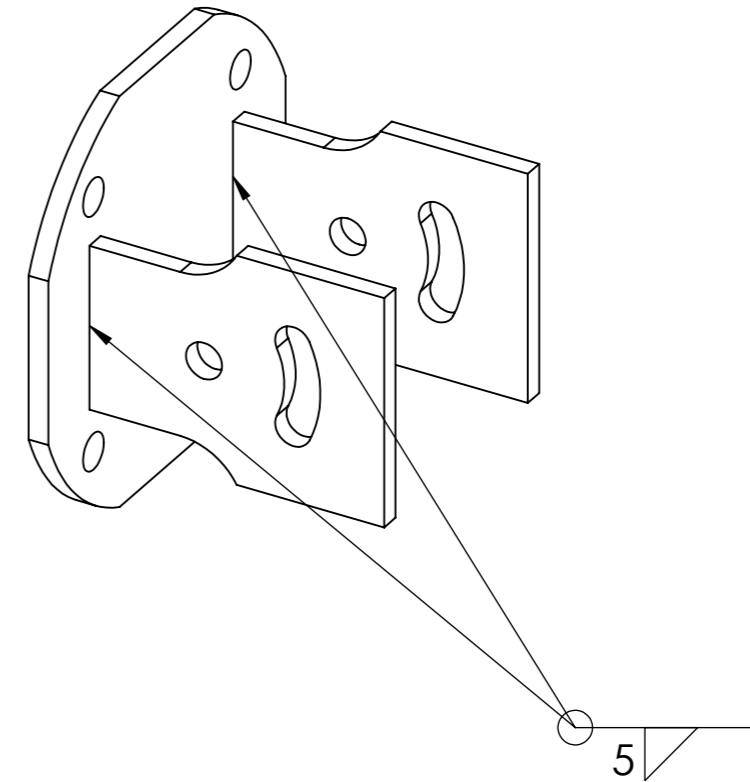
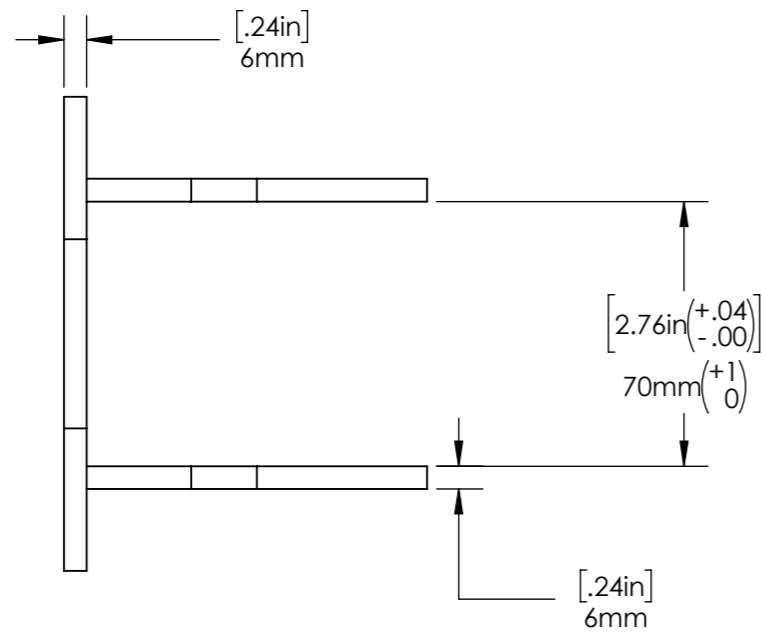


Notes:

1. All plate material shall have a minimum yield strength of 345 MPa (50 ksi)
2. Pipe or Tube shall have a minimum yield strength of 345 MPa (50ksi)
3. All welding shall conform to the minimum requirements of AWS D1.1
4. All welding shall be done by welders qualified under AWS specifications, using E80XX, low hydrogen electrodes
5. Adaptor shall be Hot Dip Galvanized in accordance with ASTM A123
6. Debur all sharp edges

ARE Telecom & Wind 1043 Grand Avenue, # 213 St. Paul, MN 55105 (651) 330-1263	
<h3>Antenna Mount</h3>	
Part #	AAM-500
scale NA	rev. A-2 size NA sheet 2 of 5

Proprietary rights are included in the information disclosed herein. This information is submitted in confidence and neither the document nor the information disclosed herein shall be reproduced or transferred to other documents for manufacturing or for any other purpose except as specifically authorized in writing by ARE Telecom & Wind.



Notes:

1. All plate material shall have a minimum yield strength of 345 MPa (50 ksi)
2. Pipe or Tube shall have a minimum yield strength of 345 MPa (50ksi)
3. All welding shall conform to the minimum requirements of AWS D1.1
4. All welding shall be done by welders qualified under AWS specifications, using E80XX, low hydrogen electrodes
5. Adaptor shall be Hot Dip Galvanized in accordance with ASTM A123
6. Debur all sharp edges

ARE Telecom & Wind
1043 Grand Avenue, # 213
St. Paul, MN 55105
(651) 330-1263

Antenna Mount

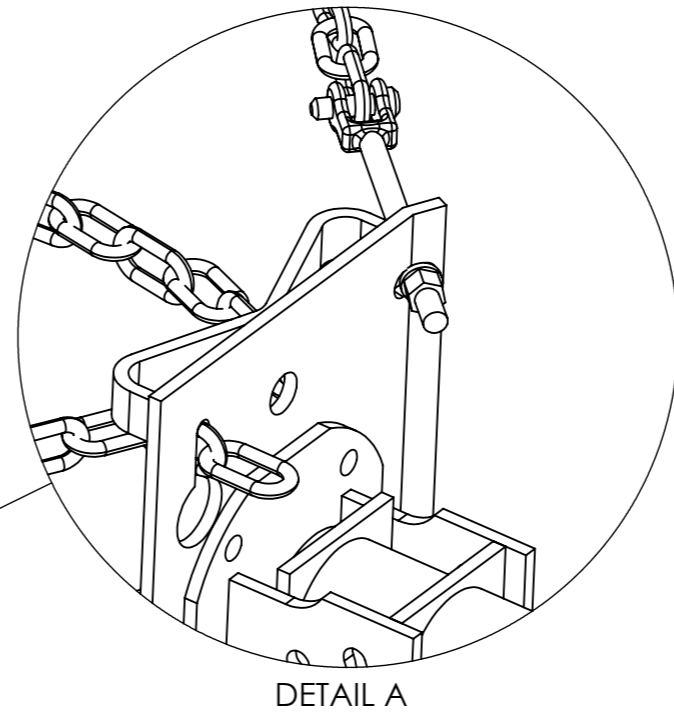
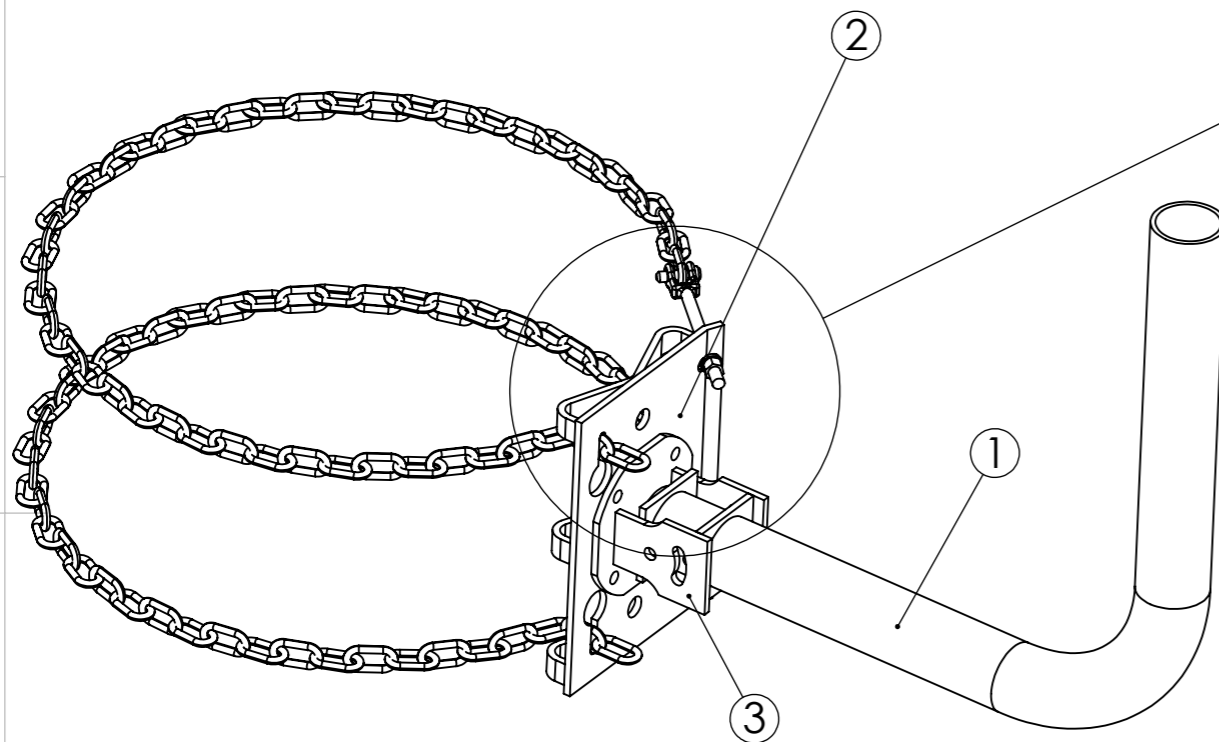
Part # AAM-500

scale NA rev. A-2 size NA sheet 3 of 5

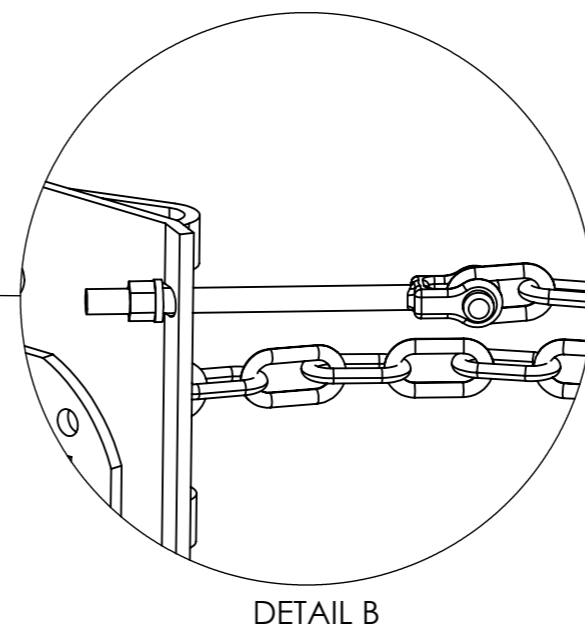
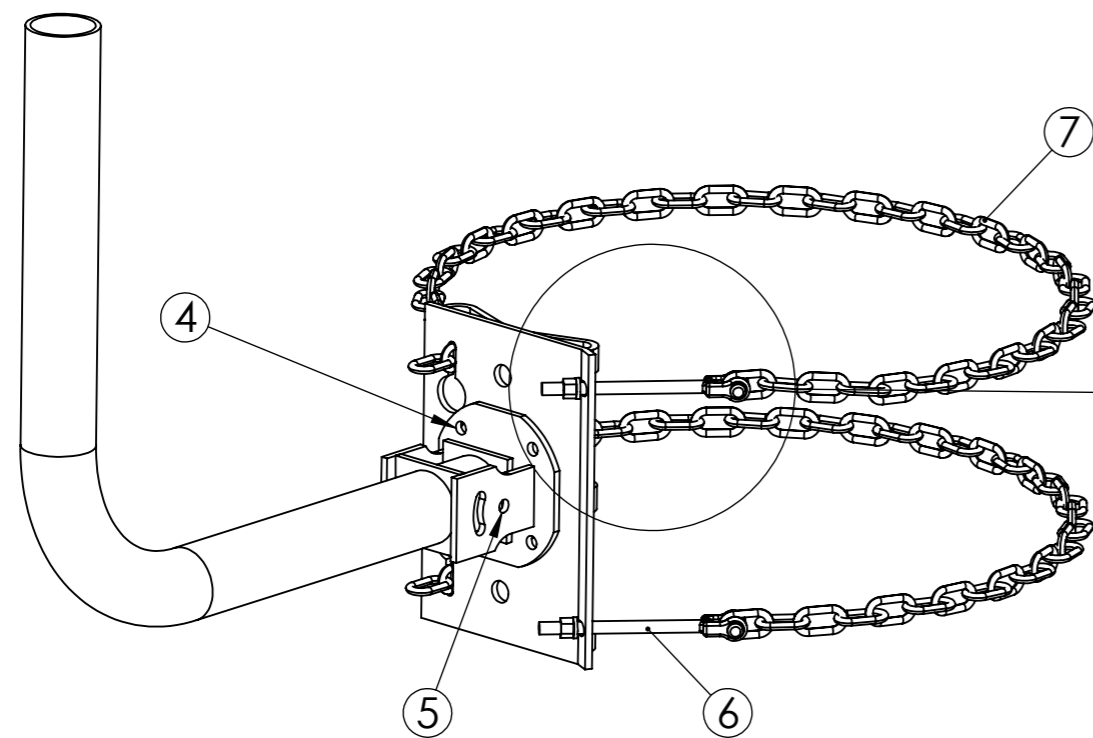
Proprietary rights are included in the information disclosed herein. This information is submitted in confidence and neither the document nor the information disclosed herein shall be reproduced or transferred to other documents for manufacturing or for any other purpose except as specifically authorized in writing by ARE Telecom & Wind.

A
B
C
D
E
F

A
B
C
D
E
F



No.	Description	Weight	Qty.
1	2" Sch. 40 Pipe-90deg. Bend (or equivalent)		1
2	Mounting Plate		1
3	Pipe Swivel		1
4	M10x1.5 x 30mm gr 8.8 or equivalent		4
5	M10x1.5 x 100mm gr 8.8 or equivalent		2
4-5	M10 Nut		6
4-5	M10 Washer		12
6	3/8"x6" Jaw End FBolt, Right w/ Nut, Washer - Not Included		
7	1/4" x 5' 30 Proof HDG Chain - Not Included		



ARE Telecom & Wind
1043 Grand Avenue, # 213
St. Paul, MN 55105
(651) 330-1263

Antenna Chain Mount

Part # AMM-500-CM
scale NA rev. A-2 size NA sheet 5 of 5

1 2 3 4 5 6 7